


**Course:** Fall2019BIOL0380S01: BIOL0380 Fall19 S01 The Ecology and Evolution of Infectious Disease  
**Instructor:** Daniel Weinreich  
**TA:** Caleb Eickmann,Savannah Lewis,David Morgan \* ,Priyanka Roy,Bryn Sullivan,Maya Weissman  
**Response Rate:** 67/71 (94.37%)


**1 - Reflecting on your experiences with your teaching assistant, David Morgan, in the following course contexts: class or online discussion sections, laboratory, field trips, recitation, tutoring or office hours, and/or course communications; please indicate your agreement with each of the following prompts on a scale of "Strongly Agree" to "Strongly Disagree." Select N/A if not applicable to your experience with TAs in this course.**

**My teaching assistant was consistently prepared.**

Response Option	Weight	Frequency	Percent	Percent Responses	Means														
Strongly Agree	(5)	2	100.00%		5.00	4.52	4.56	4.62	Question			Brown University			Division			Department	
Agree	(4)	0	0.00%						0			25			50			100	
Neutral	(3)	0	0.00%																
Disagree	(2)	0	0.00%																
Strongly Disagree	(1)	0	0.00%																
N/A	(0)	0	0.00%																
<b>Response Rate</b>	<b>Mean</b>	<b>STD</b>	<b>Median</b>	<b>Brown University</b>	<b>Mean</b>	<b>STD</b>	<b>Median</b>	<b>Division</b>	<b>Mean</b>	<b>STD</b>	<b>Median</b>	<b>Department</b>	<b>Mean</b>	<b>STD</b>	<b>Median</b>				
2/71 (2.82%)	5.00	0.00	5.00	14713	4.52	0.76	5.00	3827	4.56	0.75	5.00	335	4.62	0.66	5.00				


**1 - Reflecting on your experiences with your teaching assistant, David Morgan, in the following course contexts: class or online discussion sections, laboratory, field trips, recitation, tutoring or office hours, and/or course communications; please indicate your agreement with each of the following prompts on a scale of "Strongly Agree" to "Strongly Disagree." Select N/A if not applicable to your experience with TAs in this course.**

**My teaching assistant effectively engaged students (e.g. encouraged student participation; was responsive to questions; offered opportunities for discussion in pairs or small groups).**

Response Option	Weight	Frequency	Percent	Percent Responses	Means														
Strongly Agree	(5)	2	100.00%		5.00	4.45	4.53	4.66	Question			Brown University			Division			Department	
Agree	(4)	0	0.00%						0			25			50			100	
Neutral	(3)	0	0.00%																
Disagree	(2)	0	0.00%																
Strongly Disagree	(1)	0	0.00%																
N/A	(0)	0	0.00%																
<b>Response Rate</b>	<b>Mean</b>	<b>STD</b>	<b>Median</b>	<b>Brown University</b>	<b>Mean</b>	<b>STD</b>	<b>Median</b>	<b>Division</b>	<b>Mean</b>	<b>STD</b>	<b>Median</b>	<b>Department</b>	<b>Mean</b>	<b>STD</b>	<b>Median</b>				
2/71 (2.82%)	5.00	0.00	5.00	14644	4.45	0.83	5.00	3818	4.53	0.77	5.00	332	4.66	0.62	5.00				

**1 - Reflecting on your experiences with your teaching assistant, David Morgan, in the following course contexts: class or online discussion sections, laboratory, field trips, recitation, tutoring or office hours, and/or course communications; please indicate your agreement with each of the following prompts on a scale of "Strongly Agree" to "Strongly Disagree." Select N/A if not applicable to your experience with TAs in this course.**

**My teaching assistant was responsive to students (e.g. was available during office hours; was responsive to questions; was responsive to requests to meet).**

Response Option	Weight	Frequency	Percent	Percent Responses	Means														
Strongly Agree	(5)	2	100.00%		5.00	4.56	4.61	4.70	Question			Brown University			Division			Department	
Agree	(4)	0	0.00%						0			25			50			100	
Neutral	(3)	0	0.00%																
Disagree	(2)	0	0.00%																
Strongly Disagree	(1)	0	0.00%																
N/A	(0)	0	0.00%																
<b>Response Rate</b>	<b>Mean</b>	<b>STD</b>	<b>Median</b>	<b>Brown University</b>	<b>Mean</b>	<b>STD</b>	<b>Median</b>	<b>Division</b>	<b>Mean</b>	<b>STD</b>	<b>Median</b>	<b>Department</b>	<b>Mean</b>	<b>STD</b>	<b>Median</b>				
2/71 (2.82%)	5.00	0.00	5.00	14654	4.56	0.72	5.00	3813	4.61	0.69	5.00	333	4.70	0.58	5.00				

**Course:** Fall2019BIOL0380S01: BIOL0380 Fall19 S01 The Ecology and Evolution of Infectious Disease  
**Instructor:** Daniel Weinreich  
**TA:** Caleb Eickmann,Savannah Lewis,David Morgan \* ,Priyanka Roy,Bryn Sullivan,Maya Weissman  
**Response Rate:** 67/71 (94.37%)

**1 - Reflecting on your experiences with your teaching assistant, David Morgan, in the following course contexts: class or online discussion sections, laboratory, field trips, recitation, tutoring or office hours, and/or course communications; please indicate your agreement with each of the following prompts on a scale of "Strongly Agree" to "Strongly Disagree." Select N/A if not applicable to your experience with TAs in this course.**

**My teaching assistant made content clear and understandable.**

Response Option				Weight	Frequency	Percent	Percent Responses				Means					
Strongly Agree	(5)	2	100.00%													
Agree	(4)	0	0.00%													
Neutral	(3)	0	0.00%													
Disagree	(2)	0	0.00%													
Strongly Disagree	(1)	0	0.00%													
N/A	(0)	0	0.00%													
0 25 50 100																
							Question		Brown University		Division		Department			
Response Rate	Mean	STD	Median	Brown University	Mean	STD	Median	Division	Mean	STD	Median	Department	Mean	STD	Median	
2/71 (2.82%)	5.00	0.00	5.00	14653	4.41	0.87	5.00	3812	4.50	0.82	5.00	331	4.63	0.65	5.00	

**1 - Reflecting on your experiences with your teaching assistant, David Morgan, in the following course contexts: class or online discussion sections, laboratory, field trips, recitation, tutoring or office hours, and/or course communications; please indicate your agreement with each of the following prompts on a scale of "Strongly Agree" to "Strongly Disagree." Select N/A if not applicable to your experience with TAs in this course.**

**My teaching assistant provided clear feedback on assignments that improved my learning.**

Response Option				Weight	Frequency	Percent	Percent Responses				Means					
Strongly Agree	(5)	2	100.00%													
Agree	(4)	0	0.00%													
Neutral	(3)	0	0.00%													
Disagree	(2)	0	0.00%													
Strongly Disagree	(1)	0	0.00%													
N/A	(0)	0	0.00%													
0 25 50 100																
							Question		Brown University		Division		Department			
Response Rate	Mean	STD	Median	Brown University	Mean	STD	Median	Division	Mean	STD	Median	Department	Mean	STD	Median	
2/71 (2.82%)	5.00	0.00	5.00	14632	4.38	0.90	5.00	3807	4.48	0.84	5.00	330	4.64	0.61	5.00	

**1 - Reflecting on your experiences with your teaching assistant, David Morgan, in the following course contexts: class or online discussion sections, laboratory, field trips, recitation, tutoring or office hours, and/or course communications; please indicate your agreement with each of the following prompts on a scale of "Strongly Agree" to "Strongly Disagree." Select N/A if not applicable to your experience with TAs in this course.**

**Overall, I rate this teaching assistant as effective.**

Response Option				Weight	Frequency	Percent	Percent Responses				Means					
Strongly Agree	(5)	2	100.00%													
Agree	(4)	0	0.00%													
Neutral	(3)	0	0.00%													
Disagree	(2)	0	0.00%													
Strongly Disagree	(1)	0	0.00%													
N/A	(0)	0	0.00%													
0 25 50 100																
							Question		Brown University		Division		Department			
Response Rate	Mean	STD	Median	Brown University	Mean	STD	Median	Division	Mean	STD	Median	Department	Mean	STD	Median	
2/71 (2.82%)	5.00	0.00	5.00	14554	4.47	0.81	5.00	3788	4.54	0.76	5.00	331	4.68	0.59	5.00	

**2 - What has been particularly effective about David Morgan's approach to teaching in this course?**

<b>Response Rate</b>	1/71 (1.41%)
• Very approachable and willing to help	

**3 - What specific advice would you have for David Morgan about changes that would enhance your learning?**

<b>Response Rate</b>	1/71 (1.41%)
• N/A	

---

**Course:** Fall2019BIOL0380S01: BIOL0380 Fall19 S01 The Ecology and Evolution of Infectious Disease  
**Instructor:** Daniel Weinreich  
**TA:** Caleb Eickmann,Savannah Lewis,David Morgan \* ,Priyanka Roy,Bryn Sullivan,Maya Weissman  
**Response Rate:** 67/71 (94.37 %)

---